

TUMBLE DRYERS

LDR530, LDR635

FEATURES

- Easy to use timer
- SAFETEC TM Fire Supression System
- Electrical, Gas, and Steam heating
- Galvanised, Reversing Drum
- Large door opening for easy loading and unloading
- Radial airflow
- Large lint filter
- Full OPL microprocessor control
- Residual moisture control Sensodry+ ®
(= lower energy, utility and linen replacement costs)

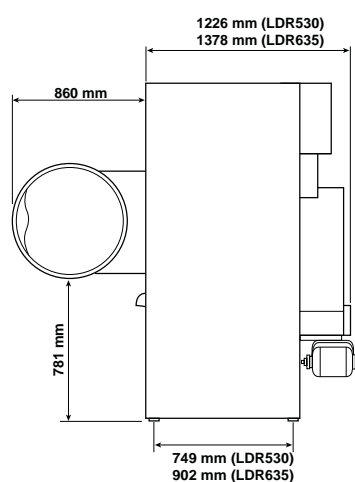
OPTIONS

- Stainless steel drum
- Stainless steel front panel
- Coin operated version
- Extended warranty
- Rental option

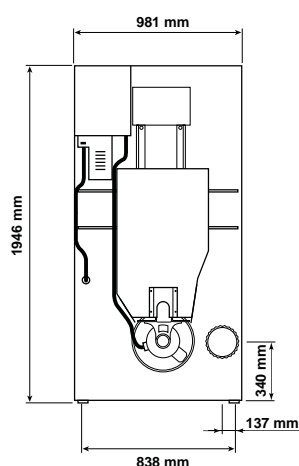


| TYPE | | LDR530 | LDR635 |
|---------------------------|--------|--|----------------|
| CAPACITY | | | |
| Capacity | kg | 25 | 34 |
| Drum volume | l | 528 | 634 |
| Drum diameter | mm | Ø939 | Ø939 |
| AIRFLOW | | | |
| 50 Hz | l/s | 354 | 354 |
| 60 Hz | l/s | 354 | 434 |
| DRYING AVERAGE | | | |
| Gas heating | g/min | 453 | 616 |
| Electric heating | g/min | 399 | 381 |
| MOTOR | | | |
| Fan | kW | 0,375 | 0,559 |
| Drive | kW | 0,375 | 0,559 |
| GAS HEATING | | | |
| Energy | kW | 38,1 | 48,3 |
| Energy | kBTU/h | 130 | 165 |
| Electrical connection | | 1×200-240V 50/60Hz, 3×200-240V 50/60Hz 3×380-415V 50Hz, 3×380-415/440V 60Hz | |
| Gas connection | NPT | ½" | ½" |
| STEAM HEATING | | | |
| High pressure 6,9 bar | kW | 52 | 61,6 |
| | kBTU/h | 178 | 210,3 |
| Electrical connection | | 1×200-240V 50/60Hz, 3×200-240V 50/60Hz 3×380-415V 50Hz, 3×380-415/440V 60Hz | |
| Steam connection | NPT | ¾" | ¾" |
| ELECTRICAL HEATING | | | |
| Energy | kW | 30 | 30 |
| Electrical connection | | 3×200-240V 50/60Hz, 3×380-415 50Hz, 3×380-415/440V 60Hz | |
| EXHAUST | | | |
| | Ø/mm | 203 | 203 |
| DIMENSIONS | | | |
| H×W×D | mm | 1946×981×1226 | 1946×981×1378 |
| Net weight | kg | 247 | 279 |
| TRANSPORT DATA | | | |
| Gross weight | kg | 273 | 307 |
| Packing H×W×D | mm | 2057×1054×1323 | 2057×1054×1433 |

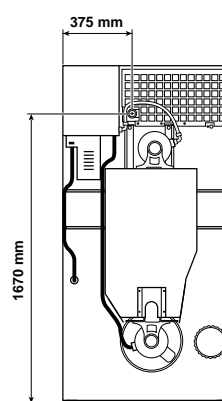
Side LDR 530 635



Back LDR 530 635 Electric



Back LDR 530 635 Gas



Back LDR 530 635 Steam

